






Leslie Fehling's

"STEP-BY-STEP WATERCOLOR: EARTH, SEA, AND SKY"

[HTTP://WWW.LESLIEFEHLING.COM/](http://www.lesliefehling.com/)



Learn how to tackle challenging subject matter one step at a time and feel the joy of painting confidently with watercolor. Let Leslie Fehling show you how to paint tricky subjects like crashing waves, sandy beaches, and sunset skies by dividing the painting process into manageable parts that build on each other to create a beautiful finished watercolor. Her organized approach and detailed explanations will help you to build your skills, learn some new techniques, and enjoy painting the natural world in all its variations. Each student will receive a full-color spiral-bound instruction book which includes all of the step-by-step lessons from the workshop, so you can refer to it during the class and later on at home. Subject matter will include beaches and dunes, rocks, skies, trees, water in all its variations, foliage, and much more. With Leslie's one-on-one guidance and encouragement, you'll be amazed at what you can do!



Step-by-Step Watercolor

STUDENT EXPERIENCE LEVEL:
ALL SKILL LEVELS

MONDAY - TUESDAY,
FEBRUARY 17-18
9:00AM - 4:00PM

\$240^{PER}
STUDENT (BOTH DAYS)

ALL ART SUPPLIES AVAILABLE FOR PURCHASE IN OUR RETAIL STORE

Creative Art Supply

941-259-1449
creativeart.supply
817 Manatee Ave W
Bradenton, FL 34205